




10 Steps to Streamline Law Enforcement Background Investigations





- **1 Simplify Application Submissions**


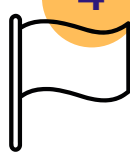
Use user-friendly forms that seamlessly carry applicant data through each stage of the hiring process.


- **2 Automate Social Media & Credit Checks**


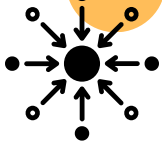
Eliminate manual entry with automated screening tools.


- **3 Secure Data Management**


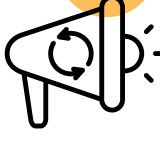
Ensure applicant data is encrypted and easy to access.


- **4 Flag Gaps in Employment**


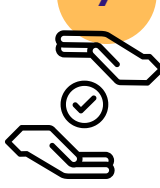
Use tools to automatically identify and verify potential discrepancies.


- **5 Track All Investigations in One Place**



Ensure that all data—past and present—is consolidated in a central dashboard.


- **6 Use Real-Time Updates**



Keep stakeholders and applicants informed throughout the process with real-time communication tools.


- **7 Ensure Consistency in Hiring Decisions**



Create structured workflows and review criteria to maintain fairness and compliance.


- **8 Collaborate Across Teams Securely**


Enable shared access while maintaining strict permissions for sensitive data.


- **9 Monitor Hiring Progress in Real Time**

Gain instant insights into hiring trends, investigation bottlenecks, and disqualifying factors.


- **10 Measure and Optimize**

Use performance data to identify inefficiencies and continuously enhance your processes.



This checklist provides **10 steps to streamline background investigations, reduce administrative burdens, and improve efficiency**, helping your law enforcement agency hire faster while staying compliant.



www.powerdms.com